

Dear Parents or Guardians of \_\_\_\_\_,

As you know, your child is participating in the ST Math Pre-K program at school. In ST Math, students play visual math games designed to teach math concepts. Children can play these math games on any Internet connected computer or tablet. It is our recommendation you provide only fifteen minutes of software exposure at a time.

Because this program tracks progress while teaching math skills, it is important that only the participating child plays the games.

It is normal for children to get temporarily “stuck” on some questions, and the child should watch the visual feedback on the screen to understand why an answer is right or wrong. This will allow him or her to learn to successfully solve the problems.

Children should not be given the ‘right’ answer just to pass a difficult level. The classroom teacher can monitor whether he or she is stuck for too long.



## 1 Pick Your Device

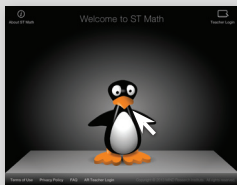
### Computer

#### Works on Macs, PCs, and Chromebooks.

Requires 2GB of RAM (4GB recommended) and a high speed internet connection.

### Access

Go to **www.stmath.com** and click on Jiji the penguin.



### Tablets

#### Supported devices:

iPad 2 or newer running iOS 9.0 or later

Kindle Fire

Tablet with 7" screen or larger running Android 4.42 or later

*A high speed internet connection is required.*


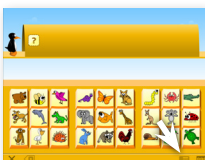
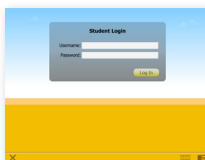


### Access

Download the app by searching for "ST Math" on:

- iTunes Store (iPad)
- Google Play (Android)
- Amazon (Kindle Fire)



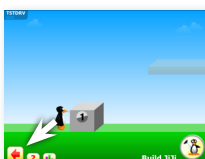

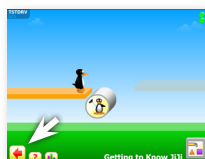



## 2 Play ST Math

-   
Click on the **Homework** button.
-   
Click on the **Text Login** button.
-   
Enter the **Username** and **Password**.
-   
Enter the **School Name**.
-   
Click the **gray cone** to play the assigned homework.

Username: \_\_\_\_\_ Password: \_\_\_\_\_ School Name: \_\_\_\_\_

## 3 Exit ST Math

-   
Click the back arrow .
-   
Keep clicking the red arrow  until you get to the blue Today's Accomplishments screen.
-   
Click the red X  to save progress and exit ST Math.

**After playing, the child should always use the back-arrow button on the bottom-left of the screen to exit the program and ensure that progress is saved on computer or tablet.**

Please direct questions to the child's teacher for follow-up. Thank you.