



**map**<sup>TM</sup>  
GROWTH

# Testing

**Reminders**

# Before Test Check!

- ❑ Check your Charge!  
If not charged, keep chromebook plugged in.



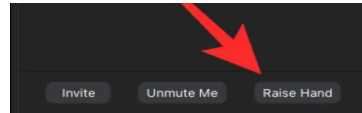
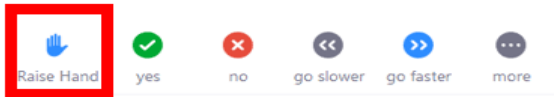
- ❑ Camera Check- Make sure it works!
- ❑ Have a notebook/paper and pencil ready
- ❑ Make sure you are sitting comfortably





- ❑ Know how to ask for help!




- ❑ Write down **Session ID** and **Password**



# During Testing Reminders

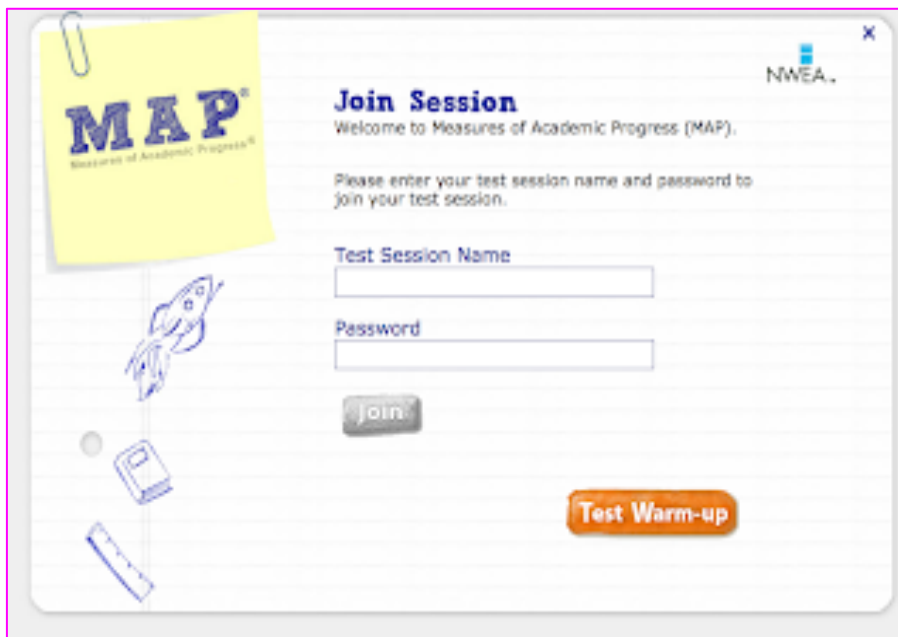
1. Have camera or 
2. Please mute so other can focus 
3. ONLY Map window should be Open
4. Have a question?



5. Finished? Read a book 

# Time to Log-in

1st : Session Name and Password



The screenshot shows the 'Join Session' interface. On the left, there is a yellow sticky note with the 'MAP Measures of Academic Progress' logo and a paperclip. Below the sticky note are illustrations of a rocket, a book, and a ruler. The main content area has a white background with a light blue border. At the top right is the NWEA logo. The heading 'Join Session' is followed by the text 'Welcome to Measures of Academic Progress (MAP)'. Below this is the instruction 'Please enter your test session name and password to join your test session.' There are two input fields: 'Test Session Name' and 'Password'. A 'Join' button is located below the password field. At the bottom right, there is an orange 'Test Warm-up' button.

**MAP**  
Measures of Academic Progress®

**Join Session**  
Welcome to Measures of Academic Progress (MAP).

Please enter your test session name and password to join your test session.

Test Session Name

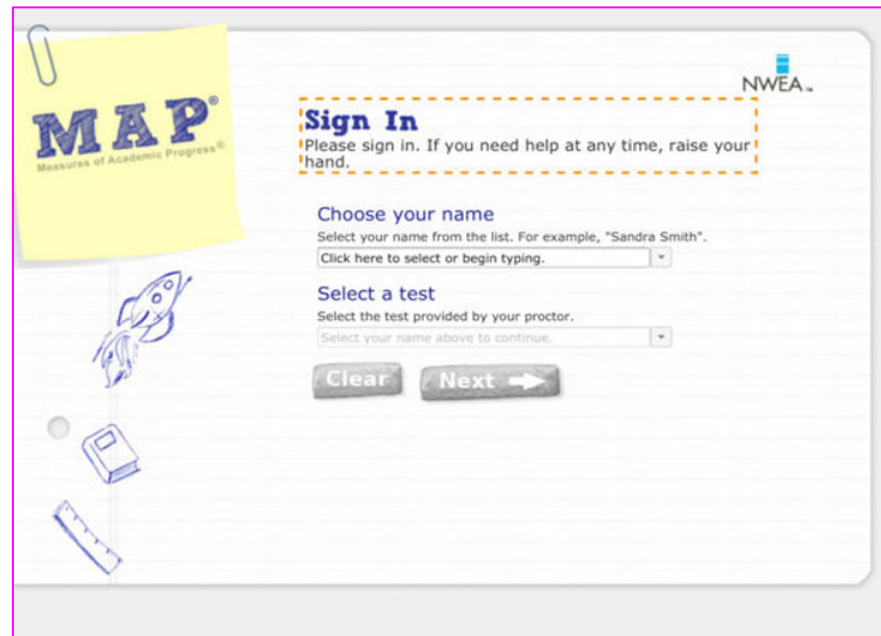
Password

Join

Test Warm-up

NWEA

2nd : Find Name and Test



The screenshot shows the 'Sign In' interface. On the left, there is a yellow sticky note with the 'MAP Measures of Academic Progress' logo and a paperclip. Below the sticky note are illustrations of a rocket, a book, and a ruler. The main content area has a white background with a light blue border. At the top right is the NWEA logo. The heading 'Sign In' is enclosed in a dashed orange box, followed by the text 'Please sign in. If you need help at any time, raise your hand.' Below this is the instruction 'Choose your name' and 'Select your name from the list. For example, "Sandra Smith".' There is a dropdown menu with the text 'Click here to select or begin typing.' Below this is the instruction 'Select a test' and 'Select the test provided by your proctor.' There is another dropdown menu with the text 'Select your name above to continue.' At the bottom, there are two buttons: 'Clear' and 'Next' with a right-pointing arrow.

**MAP**  
Measures of Academic Progress®

**Sign In**  
Please sign in. If you need help at any time, raise your hand.

Choose your name  
Select your name from the list. For example, "Sandra Smith".  
Click here to select or begin typing.


Select a test  
Select the test provided by your proctor.  
Select your name above to continue.

Clear Next →

NWEA

# Don't get Stressed Just Do Your Best!

Need help? Raise Your Hand



When you have finished?

Read a book quietly please



# 20 minute mark stretch



# 40 minute mark stretch

