



Santa Ana
Unified School District



CAHSEE Results through March 2011

May 24, 2011

Jane Russo, Superintendent

Cathie Olsky, Ed.D., Deputy Superintendent

Michelle Le Patner, Director, Research and Evaluation

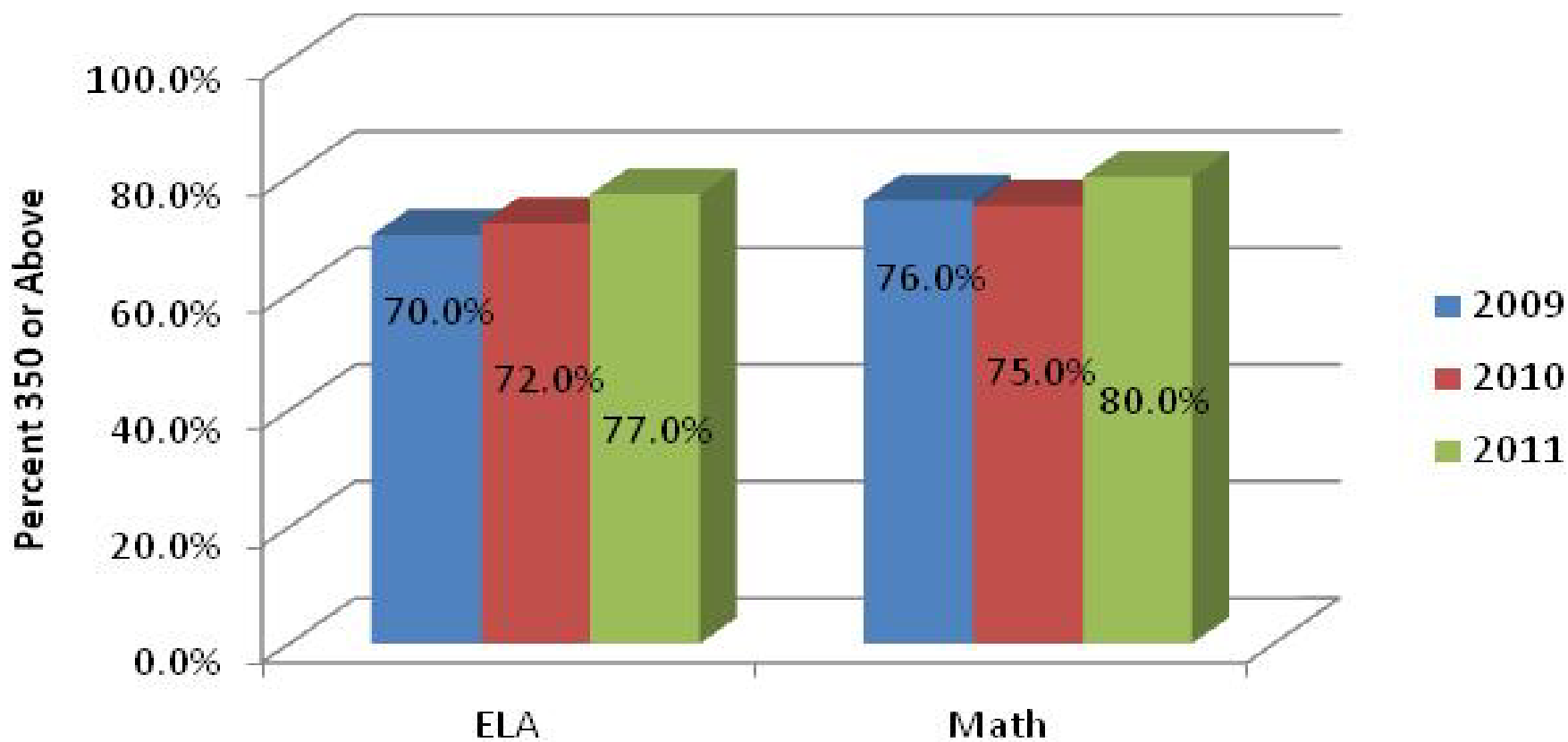




- All 10th grade students are required to take the CAHSEE in March, or make-up in May
- Students are given 5 *additional* opportunities to retake the exam. Only the part not passed must be taken again
- Scale scores range from 275-450
- A passing score of 350 is required for graduation
- A score of 380 (proficient) is required to meet the NCLB Adequate Yearly Progress target



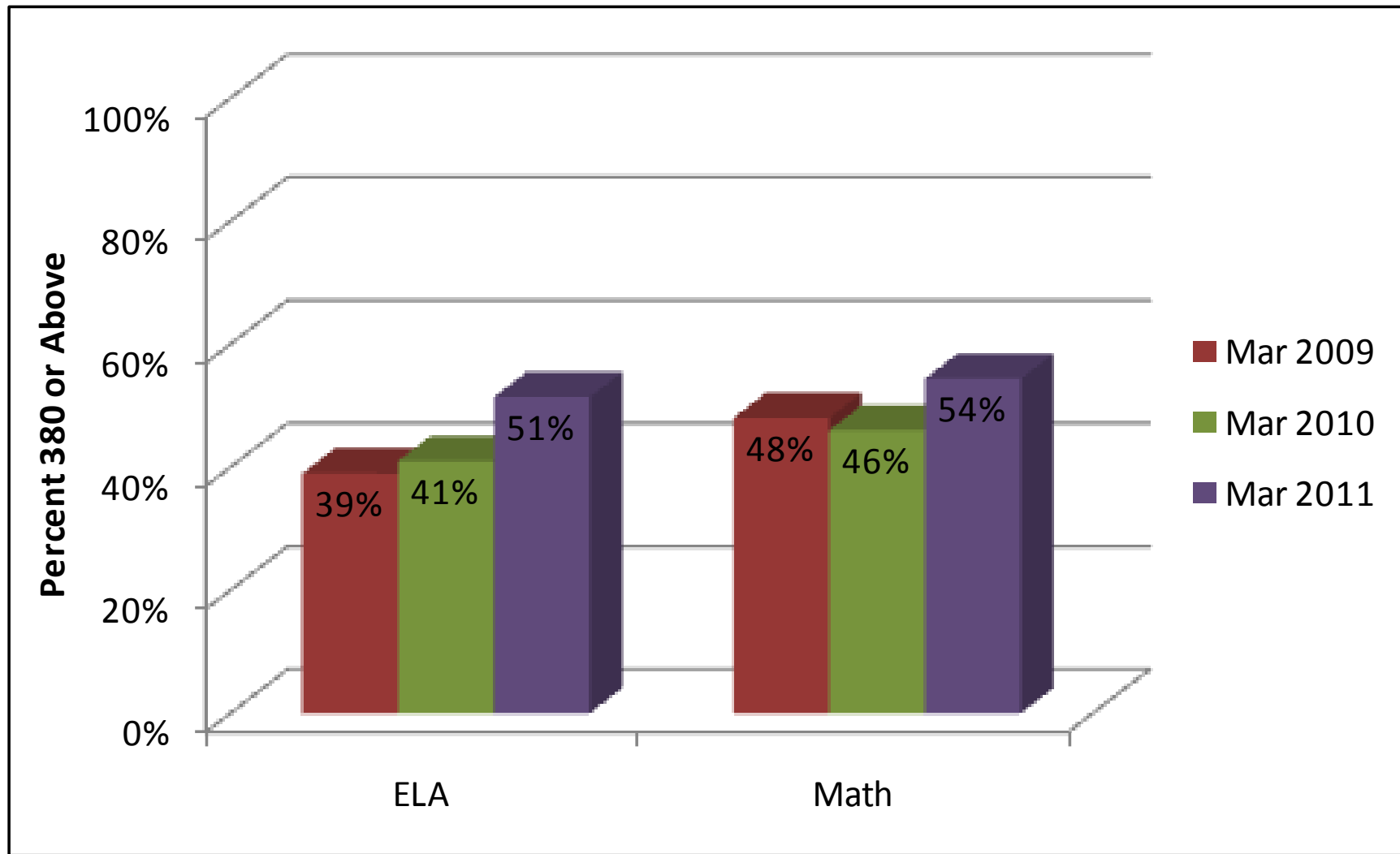
SAUSD Grade 10 - 350 or Above 3 Yr Trend





Grade 10 Passing CAHSEE by School

Grade 10	Enrolled	ELA		Math		CAHSEE 2011		Last March
School		# Passed	% Passed	# Passed	% Passed	# Passed	% Passed	2010
Century	530	352	66.4%	369	69.6%	313	59.1%	50%
Cesar Chavez	2	2	100%	2	100%	2	100%	0%
Community Day	13	4	30.8%	5	38.5%	2	15.4%	9%
Godinez	678	639	94.2%	639	94.2%	620	91.4%	85%
Lorin Griset	7	4	57.1%	5	71.4%	4	57.1%	0%
Middle College	80	80	100%	80	100%	80	100%	99%
Saddleback	532	369	69.4%	378	71.1%	323	60.7%	57%
Santa Ana	818	561	68.6%	590	72.1%	510	62.3%	56%
Segerstrom	569	557	97.9%	555	97.5%	549	96.5%	93%
Valley	632	419	66.3%	452	71.5%	369	58.4%	50%
SAUSD	3,861	2,987	77.4%	3,075	79.6%	2,772	71.8%	65%





Grade 10 Proficiency (AYP) for 2010 & 2011

Grade 10	CAHSEE ELA 380+	
School	2010	2011
Century	26.0%	36.2%
Cesar Chavez	--	0.0%
Community Day	9.1%	10.0%
Godinez	60.0%	72.3%
Lorin Griset	0.0%	28.6%
Middle College	81.0%	98.8%
Saddleback	25.2%	39.6%
Santa Ana	32.5%	35.8%
Segerstrom	75.0%	82.5%
Valley	24.6%	37.4%
SAUSD	40.7%	51.4%

Grade 10	CAHSEE Math 380+	
School	2010	2011
Century	30.8%	39.4%
Cesar Chavez	--	0.0%
Community Day	0.0%	11.1%
Godinez	66.8%	75.7%
Lorin Griset	0.0%	14.3%
Middle College	93.7%	97.5%
Saddleback	34.4%	43.6%
Santa Ana	37.1%	39.0%
Segerstrom	73.8%	79.8%
Valley	34.2%	44.1%
SAUSD	46.4%	54.4%


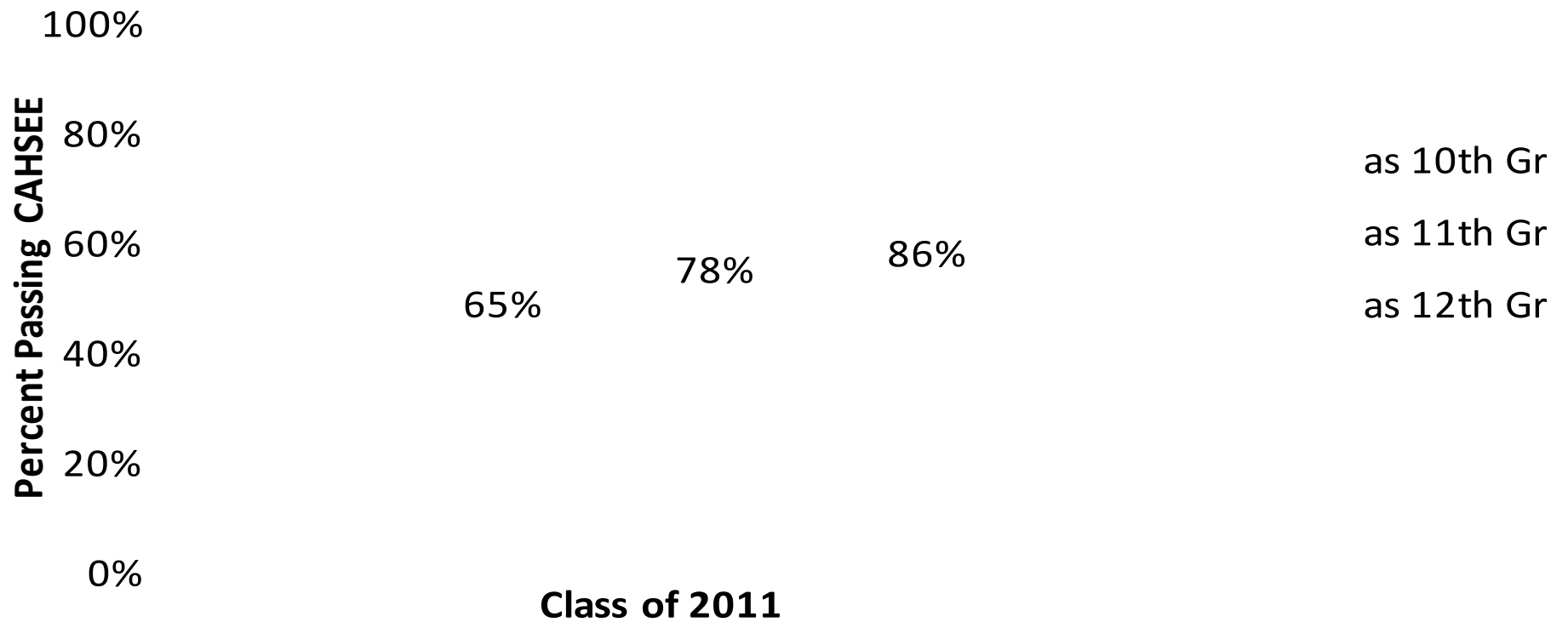


Grade 11 Passing CAHSEE By School

Grade 11	Enrolled	ELA		Math		CAHSEE 2011		Last March 2010
School		# Passed	% Passed	# Passed	% Passed	# Passed	% Passed	
Century	483	366	75.8%	384	79.5%	345	71.4%	68%
Cesar Chavez	139	111	79.9%	117	84.2%	102	73.4%	68%
Community Day	4	2	50.0%	2	50.0%	2	50.0%	64%
Godinez	571	552	96.7%	554	97.0%	546	95.6%	97%
Lorin Griset	199	155	77.9%	145	72.9%	128	64.3%	62%
Middle College	67	67	100%	67	100%	67	100%	100%
Saddleback	466	383	82.2%	391	83.9%	360	77.3%	70%
Santa Ana	695	560	80.6%	557	80.1%	524	75.4%	74%
Segerstrom	542	538	99.3%	533	98.3%	533	98.3%	99%
Valley	496	369	74.4%	383	77.2%	343	69.2%	66%
SAUSD	3,662	3,103	84.7%	3,133	85.6%	2,950	80.6%	78%



Grade 12	Enrolled	ELA		Math		CAHSEE		Last March
School		# Passed	% Passed	# Passed	% Passed	# Passed	% Passed	2010
Century	510	432	84.7%	446	87.5%	415	81.4%	83%
Cesar Chav	154	127	82.5%	124	80.5%	113	73.4%	80%
Community	2	2	100%	2	100%	2	100%	89%
Godinez	516	508	98.4%	507	98.3%	504	97.7%	97%
Lorin Grise	101	78	77.2%	82	81.2%	70	69.3%	73%
Middle Col	72	72	100%	72	100%	72	100%	100%
Saddleback	446	369	82.7%	386	86.5%	359	80.5%	77%
Santa Ana	680	581	85.4%	606	89.1%	558	82.1%	84%
Segerstrom	547	541	98.9%	541	98.9%	541	98.9%	99%
Valley	531	423	79.7%	445	83.8%	410	77.2%	74%
SAUSD	3,559	3,133	88.0%	3,211	90.2%	3,044	85.5%	84%





Santa Ana

Unified School District

Class of 2011 Status

School	Enrolled	Passed CAHSEE		Credits onTrack	
		#	%	#	%
Century	510	415	81%	457	90%
Cesar Chavez	154	113	73%	46	30%
Community Day	2	2	100%	2	100%
Godinez	516	504	98%	513	99%
Lorin Griset	101	70	69%	59	58%
Middle College	72	72	100%	72	100%
Saddleback	446	359	80%	358	80%
Santa Ana	680	558	82%	587	86%
Segerstrom	547	541	99%	539	99%
Valley	531	410	77%	430	81%
SAUSD	3,559	3,044	86%	3,063	86%

School	Enrolled	Passed CAHSEE & Credits onTrack		Passed CAHSEE but Credit Deficient		Credits onTrack but Not Passed CAHSEE		Credit Deficient & Not Passed CAHSEE	
		#	%	#	%	#	%	#	%
Century	510	388	76%	27	5%	69	14%	26	5%
Cesar Chavez	154	39	25%	74	48%	7	5%	34	22%
Community Day	2	2	100%	0	0%	0	0%	0	0%
Godinez	516	502	97%	2	0%	11	2%	1	0%
Lorin Griset	101	41	41%	29	29%	18	18%	13	13%
Middle College	72	72	100%	0	0%	0	0%	0	0%
Saddleback	446	299	67%	60	13%	59	13%	28	6%
Santa Ana	680	502	74%	56	8%	85	13%	37	5%
Segerstrom	547	535	98%	6	1%	4	1%	2	0%
Valley	531	356	67%	54	10%	74	14%	47	9%
SAUSD	3,559	2,736	77%	308	9%	327	9%	188	5%

Note: CAHSEE status is thru March 2011 and on-track status is based on 190 credits



Santa Ana
Unified School District

Department of Research and Evaluation
714-558-5850
michelle.lepatner@sausd.us