



Santa Ana
Unified School District

2010-11 Budget Update & Enrollment as of September 22

September 28, 2010

Jane A. Russo, Superintendent

Cathie Olsky, Ed.D., Deputy Superintendent

Michael P. Bishop, Associate Superintendent, Business Services

Kelvin Tsunezumi, Executive Director, Business Services

Tony Wold, Ed.D., Director, Program Quality Analysis

Mavis Mitchell, Charter Schools Financial Coordinator



- Budget Update
- 2010-11 Enrollment as of September 22, 2010
- Cash Flow Update
- Next Steps



- **Approval of the State Budget is still pending**
 - State Budget currently 2.5 months past due
 - News reports indicate that we may have an approved State budget by the end of the month.
- **Delays in State Budget = Additional State cash deferrals**
 - Given delays in Budget approval, the State has implemented an additional cash deferral (Revenue Limits & State categorical programs)
 - Additional deferrals & State IOUs are a possibility
- **Federal Jobs Bill**
 - Legislature proposes allocation of these funds based on a proportionate share of each district's Revenue Limit
 - The bill is awaiting the Governor's signature
 - Estimated award amount for SAUSD: \$10.3 million:





- **California's Race to the Top Application**
 - The State did not receive this funding
 - 3 problematic areas with respect to California's application:
 - Lack of union support for the application
 - A statewide data system that lags behind other states
 - Concerns related to providing effective support to teachers & principals
- **School Improvement Grant (SIG) Funding**
 - SIG funding is awarded via a competitive, merit based process
 - Due to District staff efforts and the support of SAEA, SAUSD will receive \$35 million in SIG funding for our 6 persistently low achieving schools
 - The District received 98 out of 100 possible points.



Santa Ana
Unified School District

2010-11 Enrollment as of September 22





Does not include Charter Schools

	2010 – 11 Projected Enrollment	Actual Enrollment as of 9/22/2010	Difference
Elementary (includes K – 6 sites)	26,195	26,583	388
Intermediate	11,540	11,559	19
High School	15,521	15,611	90
Total	53,256	53,753	497

Current enrollment, while less than last year's CBEDS by **(331)**, it is greater than budgeted by 497 students.

This includes an increase of 145 students since our last Board meeting



The District has utilized a 3-level approach to enrollment projections the past 2 school years and bases staffing allocations on the final projection

- Input from site principal
- Demographic analysis include trends and historical cohort-survival rates (currently utilizing Dolinka)
- District adjustments based upon multiple factors done in collaboration with Human Resources, Facilities, Business Services and Program Quality

Year	Dolinka	District	CBEDS	Difference	% Difference
2010 – 11	53,289	53,256	53,753*	497	0.93%
2009 – 10	55,025	54,813	54,084	(729)	(1.32%)
2008 – 09	54,314	54,210	54,584	374	0.68%
2007 – 08	53,693	55,043	54,449	(594)	(1.08%)
2006 – 07		55,053	54,899	(154)	(0.27%)
2005 – 06		58,169	56,574	(1,595)	(2.74%)
2004 – 05		58,656	58,884	228	0.38%
2003 – 04		62,656	59,895	(2,761)	(4.40%)
2002 – 03		58,953	60,973	2,020	3.42%



- Staffing is monitored during program verification and at the beginning of the school year by the Elementary and Secondary Divisions, Human Resources, and Program Quality. Adjustments are quickly made to balance classes and stabilize enrollment.
- Based upon the increase of enrollment above projection the district was able to offer positions to all teachers who were part of the 2009 -10 layoff.
- In addition, the district was able to offer re-employment to 39 teachers from the 2008 – 09 layoff list who obtained supplemental credential authorizations and to fill additional elementary positions.
- The district also hired over 65 new teachers to replace Single Subject and Special Education teachers who had retired or left the district.



Santa Ana Unified oversees 5 Charter Schools (Ed Cole, El Sol, Orange County Educational Arts Academy, Orange County High School of the Arts, and NOVA). These schools serve both Santa Ana resident students as well as students from surrounding communities

School	Resident	Non-Resident	Total Enrollment	Projection	Difference
Ed Cole	292	47	339	366	(27)
El Sol	489	129	618	626	(8)
OCEAA	388	141	529	573	(44)
OCHSA	143	1,429	1,572	1,550	22
NOVA	159	124	283	315	(32)
TOTAL	1,471	1,870	3,341	3,430	(89)



SANTA ANA RESIDENT STUDENTS IN CHARTER SCHOOLS

School	Ed Cole	El Sol	OCEAA	OCHSA	NOVA	Total
2010 – 11	292	489	388	143	159	1,471
2009 – 10	274	408	380	131	105	1,298
2008 – 09	234	363	340	121	31	1,089
2007 – 08	215	302	328	125	42	1,012
2006 – 07	178	256	307	115	18	874
2005 – 06	209	208	328	111	9	865
2004 – 05	148	208		106		462
2003 – 04	96	194		120		410

Enrollment data for past years from P2 attendance report, current year reported by each site as of September 22, 2010



NON-RESIDENT STUDENTS IN CHARTER SCHOOLS

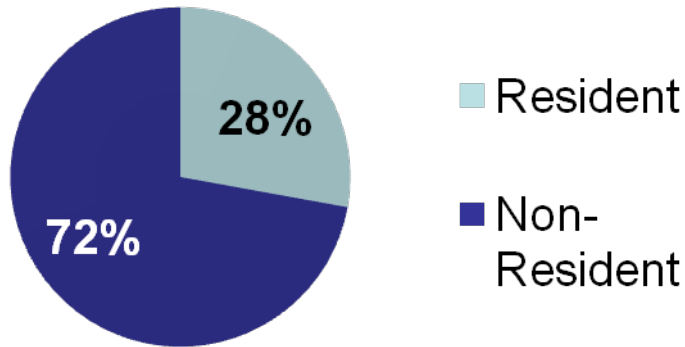
School	Ed Cole	El Sol	OCEAA	OCHSA	NOVA	Total
2010 – 11	47	129	141	1,429	124	1,870
2009 – 10	52	112	133	1,213	101	1,611
2008 – 09	82	95	158	1,181	79	1,595
2007 – 08	78	64	161	1,143	30	1,476
2006 – 07	82	63	153	1,125	18	1,441
2005 – 06	45	69	116	1,115	0	1,345
2004 – 05	26	47		1,093		1,166
2003 – 04	0	37		1,025		1,062

Enrollment data for past years from P2 attendance report, current year reported by each site as of September 22, 2010

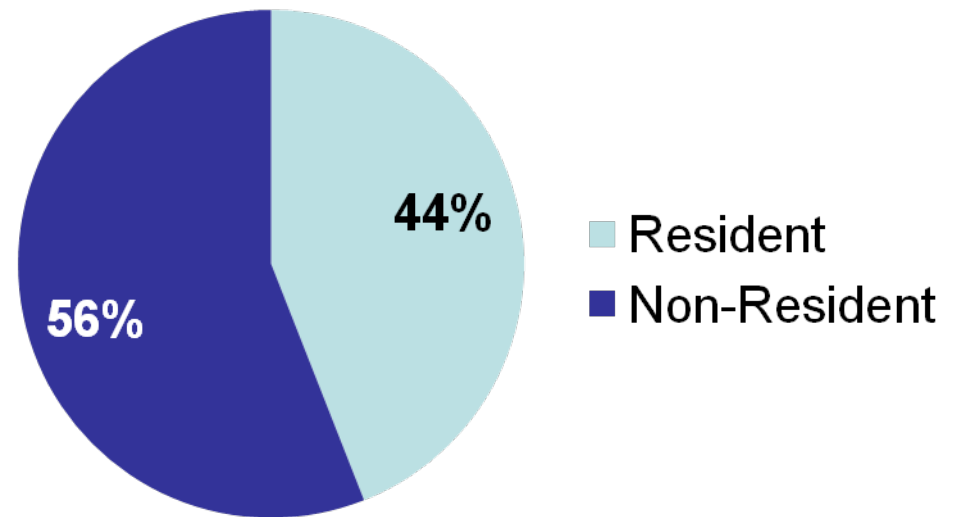


Since 2003 – 04 the percentage of resident student enrollment in charter schools has increased by 16%. The total Charter School enrollment has more than doubled (increased by 125%) with the number of resident students increasing from 410 in 2002 – 03 to almost 1,300 today.

Historical Enrollment
N = 1,472



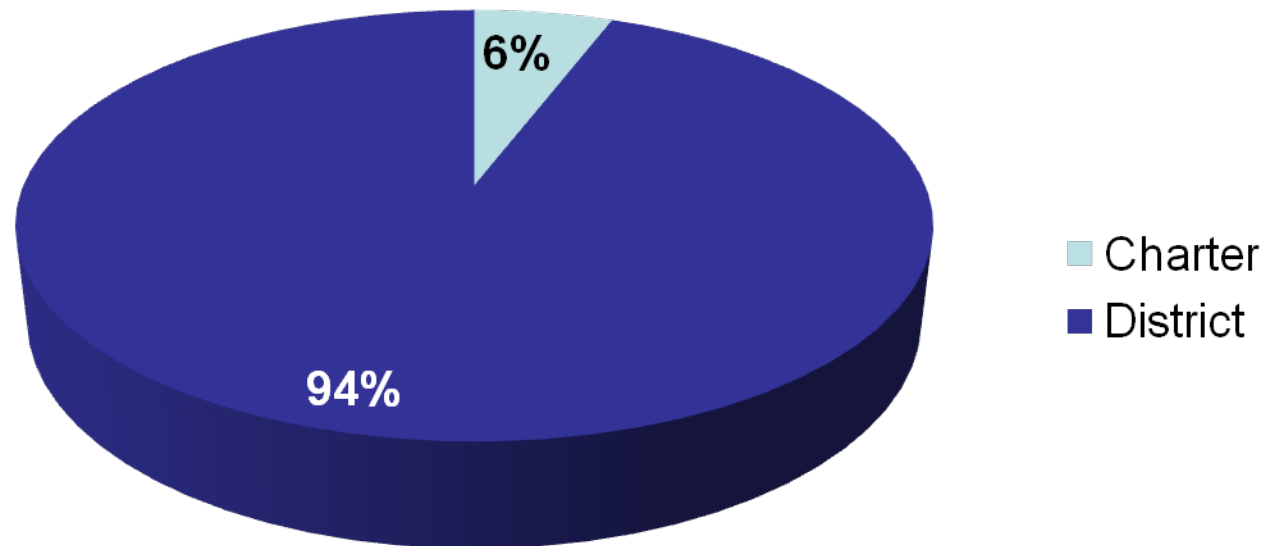
Current Enrollment
n = 3,341





Santa Ana Unified School District serves a total of 57,094 students at 55 district sites and 5 charter school sites. The breakdown of enrollment between district and charter is reflected in chart below:

Current Enrollment
n = 57,094





The State will pay the District, not on Tuesday but several months later, for money they owe us!

They will pay us late even though we have obligations such as payroll, vendor invoices that must be paid on a timely basis.



Santa Ana Unified School District

Projected SAUSD Cash Flow (as of July 31, 2010)

State deferrals, totaling **\$170 million** for SAUSD, results in **projected cash shortfalls in 2010-11 & 2011-12** and a **probable need to borrow funds to meet payroll & other district obligations.**

Cash shortfalls projected as follows:
June 2011 (-\$13.3 million),
February 2012 (-\$8.7 million),
March 2012 (-\$29.0 million),
April 2012 (-\$13.6 million),
May 2012 (-\$30.5 million) &
June 2012 (-\$70.1 million)

