

Charla con Los Padres

acerca de las Evaluaciones de
Dominio del Idioma Inglés para
California (ELPAC)



Talking to Parents

About the English Language Proficiency Assessments for California (ELPAC)



Asuntos de la Presentación

- ¿Por qué se dan las evaluaciones ELPAC?
- ¿Quién toma las evaluaciones?
- Descripción general de la administración de pruebas
- ¿Cómo se informan los resultados de las pruebas?
- Recursos disponibles para padres

Parent Presentation Topics

- Why are the ELPAC assessments given?
- Who takes the assessments?
- Test administration overview
- How are test results reported?
- Available resources for parents

Acerca de ELPAC un repaso




About the ELPAC (a review)



El ELPAC consta de dos evaluaciones



ELPAC—Two Assessments Initial and Summative



Examen Inicial y Sumativo

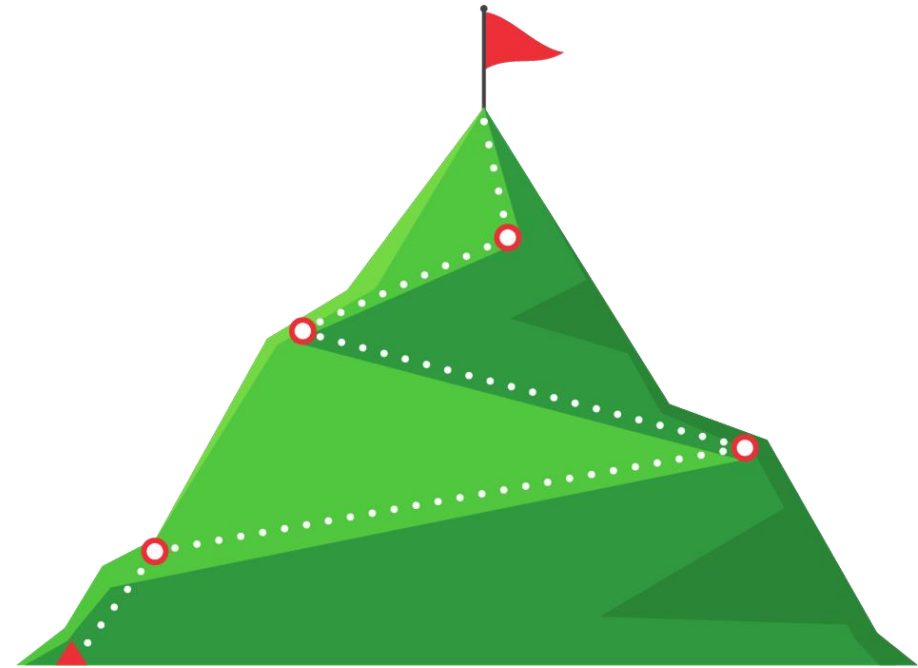
ELPAC Inicial

Nuevos estudiantes para determinar necesidad de apoyo



ELPAC Sumativo

Todos los aprendices de ingles para monitorear el progreso



Initial and Summative

Initial ELPAC



Summative ELPAC

English learner students



Programas para aprendices de inglés de SAUSD

- Inmersión estructurada

- Idioma de instrucción: Inglés

- Tiempo designado y también apoyo para entender y comunicar comprensión del contenido

- Programa Dual

- Idiomas de instrucción: Inglés y español

- Tiempo designado y también apoyo para entender y comunicar comprensión del contenido



Programs for SAUSD English Learners



- Structured Immersion
 - Language of instruction: English
 - Designated time and support to understand and communicate understanding of content
- Dual Language Program
 - Languages of instruction: English and Spanish
 - Designated time and support to understand and communicate understanding of content

Cuando: Examen Inicial y Sumativo

Initial ELPAC
July 1–June 30




Summative ELPAC
Feb 1–May 31

When: Initial and Summative




Initial ELPAC
July 1–June 30

Summative ELPAC
Feb 1–May 31

ELPAC Sumativo Componentes:



Summative ELPAC Components:



ELPAC Sumativo

Cómo:



- **Informatizado (principalmente)**
- **Es administrado por un Examinador capacitado**
 - **Grupos e individualmente**

Summative ELPAC

How:



- **Mostly computer-based**
- **Administered by a trained examiner**
 - **Group and 1-on-1 sections**








ELPAC Sumativo Cómo:



Administration

Test Administration Group/Individual

Test Administration

	K 	1 	2 	3-5 	6-8 	9-10 	11-12 
Speaking	1:1	1:1	1:1	1:1	1:1	1:1	1:1
Listening	1:1	1:1	1:1	Group Proctor for groups of more than 20 students			
Reading	1:1	1:1	1:1	Group Proctor for groups of more than 20 students			
Writing	1:1	1:1	Group Proctor for groups of more than 10 students		Group Proctor for groups of more than 20 students		

Summative ELPAC








How:



Administration

Test Administration Group/Individual

Test Administration

	K	1	2	3-5	6-8	9-10	11-12
							
Speaking	1:1	1:1	1:1	1:1	1:1	1:1	1:1
Listening	1:1	1:1	1:1	Group Proctor for groups of more than 20 students			
Reading	1:1	1:1	1:1	Group Proctor for groups of more than 20 students			
Writing	1:1	1:1	Group Proctor for groups of more than 10 students		Group Proctor for groups of more than 20 students		

ELPAC Sumativo Calificaciones:

- Resultados disponibles a través del portal de padres “AERIES”



Summative ELPAC Results:

- Results available through the AERIES Parent Portal



Niveles de los resultados

- Metas
 - '4' – Requisito para reclasificarse
 - Mejorar cada año



Reporting Level	What Students Can Typically Do at Each Level
Level 4	Students at this level have well developed English skills <ul style="list-style-type: none">• They can usually use English to learn new things in school and to interact in social situations.• They may occasionally need help using English.
Level 3	Students at this level have moderately developed English skills. <ul style="list-style-type: none">They can sometimes use English to learn new things in school and to interact in social situations.They may need help using English to communicate on less-familiar school topics and in less-familiar social situations.
Level 2	Students at this level have somewhat developed English skills. <ul style="list-style-type: none">• They usually need help using English to learn new things at school and to interact in social situations.• They can often use English for simple communication.
Level 1	Students at this level are beginning to develop English skills. <ul style="list-style-type: none">• They usually need substantial help using English to learn new things at school and to interact in social situations.• They may know some English words and phrases.

Nivel 4
Bien
Desarrollado


Nivel 3
Moderadamente
Desarrollado

Nivel 2
Poco
Desarrollado

Nivel 1
Comenzando
a
Dessarrollar

Results Levels

- Goals
 - '4' to reclassify
 - Improve each year



Reporting Level	What Students Can Typically Do at Each Level
Level 4 Nivel 4 Bien Desarrollado	Students at this level have well developed English skills <ul style="list-style-type: none">• They can usually use English to learn new things in school and to interact in social situations.• They may occasionally need help using English.
Level 3 Nivel 3 Moderadamente Desarrollado	Students at this level have moderately developed English skills. <ul style="list-style-type: none">They can sometimes use English to learn new things in school and to interact in social situations.They may need help using English to communicate on less-familiar school topics and in less-familiar social situations.
Level 2 Nivel 2 Poco Desarrollado	Students at this level have somewhat developed English skills. <ul style="list-style-type: none">• They usually need help using English to learn new things at school and to interact in social situations.• They can often use English for simple communication.
Level 1 Nivel 1 Comenzando a Desarrollar	Students at this level are beginning to develop English skills. <ul style="list-style-type: none">• They usually need substantial help using English to learn new things at school and to interact in social situations.• They may know some English words and phrases.

Como es la examinación 'ELPAC'



Como ayudar a su hijo a tener éxito en el ELPAC



Helping your Child Be Successful on the ELPAC



Preguntas para el docente de su hijo:

- ¿En qué áreas le va bien a mi hijo?
- ¿En qué áreas podría necesitar mi hijo algún apoyo adicional?
- ¿Cómo puedo apoyar a mi hijo en casa?
- ¿Cómo están apoyando a mi hijo en la escuela?



Ask your child's teacher:

- In what areas is my child doing well?
- In what areas might my child need some extra support?
- How will my child receive that extra support?
- How can I help support my child at home?



Ayude a su hijo a tener éxito

- Lea con su hijo
- Pídale a su hijo que le diga lo que ve en la imagen o lo que está sucediendo en la imagen.
- Dé a su hijo oportunidades para usar el idioma



Starting Smarter



<https://elpac.startingsmarter.org/>

Ubique más practica:

- Tome un examen de práctica de ELPAC con su hijo en casa
 - <http://www.elpac.org/resources/practicetests/>

Locate more practice:

- Take an ELPAC practice exam with your child
 - <http://www.elpac.org/resources/practicetests/>

Obtenga más información:

- Video de información general sobre ELPAC
 - <https://www.elpac.org/resources/videos/>

More Information:

- Informational video about the ELPAC
 - <https://www.elpac.org/resources/videos/>

Cómo ubicar los resultados de su estudiante

- Para el ciclo anterior (comenzando en septiembre)

https://docs.google.com/presentation/d/1TRT68z_JmLNqoM2_ekor99Wf7yvuOIM0/edit?usp=sharing&oid=114463114312977475407&rtpof=true&sd=true

How to Find your Student's Results

- For previous year (beginning in September)

https://docs.google.com/presentation/d/1TRT68z_JmLNqoM2_ekor99Wf7yvuOIM0/edit?usp=sharing&oid=114463114312977475407&rtpof=true&sd=true

¿Preguntas?

