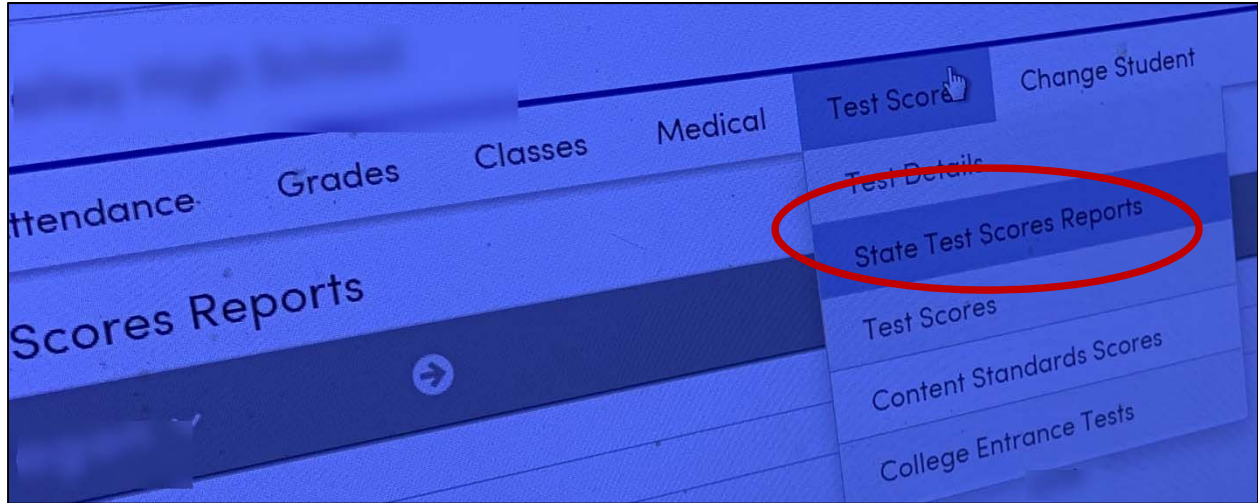


Accessing Student Score Reports from the Aeries Parent Portal

1. Select [**Test Scores**].




2. Select [**State Test Scores Reports**].



3. Select the test (CAASPP or ELPAC), year, and language (available in English, Spanish, and Vietnamese – depending on the primary language in Aeries).


CAASPP	
Year	Scores available in:
2019	<input type="button" value="Español"/> <input type="button" value="English"/>
2018	<input type="button" value="English"/> <input type="button" value="Español"/>
2017	<input type="button" value="Español"/> <input type="button" value="English"/>

ELPAC	
Year	Scores available in:
2019	<input type="button" value="Español"/> <input type="button" value="English"/>
2018	<input type="button" value="English"/>

 The scores will be available for 30 minutes. After that time click [here](#) to reload the information.

Accessing Student Score Reports from the Aeries Parent Portal

4. Sample Report.



California Assessment of Student Performance and Progress

Matthew Martin
CAASPP SCORE REPORT
2018-19 | GRADE 5

Matthew's 2019 CAASPP Score Report


FOR THE PARENT/GUARDIAN OF:
MATTHEW MARTIN
1234 MAIN STREET
YOUR CITY, CA 12345

Student #: 9999199115
Date of Birth: 04/01/2009
Grade: 5
Test Date: Spring 2019
School: California Elementary School
LEA: California Unified
CDS: 1784030000000

Statewide Assessments: Just One Measure of Matthew's Progress

California Assessment of Student Performance and Progress (CAASPP) results give one measure of how well students are mastering California's challenging academic standards. The skills called for by these standards—the ability to write clearly, think critically, and solve problems—are critical for preparing students for college and a 21st-century career.

Matthew's Overall English Language Arts/Literacy (ELA) Level for 2019




What do my child's scores mean?

There are four levels of scores for ELA and mathematics. "Standard Met" and "Standard Exceeded" are the state targets for all students.


- █ Standard Exceeded (Level 4)
- █ Standard Met (Level 3)
- █ Standard Nearly Met (Level 2)
- █ Standard Not Met (Level 1)

Score ranges for each level are different for each grade, and the standards for the next grade are higher than for the previous grade. As a result, students may need a higher score to stay in the same level as the previous year.

Matthew's Overall Mathematics Level for 2019




Page 1 of 4



California Assessment of Student Performance and Progress

Matthew Martin
CAASPP SCORE REPORT
2018-19 | GRADE 5

English Language Arts/Literacy (ELA)




Standard Exceeded Level 4 (2582 - 2701)

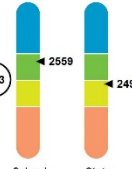
Standard Met Level 3 (2502 - 2581)

Standard Nearly Met Level 2 (2442 - 2501)

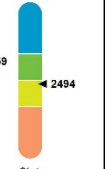
Standard Not Met Level 1 (2201 - 2441)



2503



2559



2494

Matthew's score increased from last year, enough to reach a higher level. See page 4 of this report for Matthew's score history.

ELA Area Performance


Reading: How well does your child understand written stories and information? Below Standard Near Standard Above Standard

Writing: How well does your child communicate in writing? Below Standard Near Standard Above Standard

Listening: How well does your child understand spoken information? Below Standard Near Standard Above Standard

Research/Inquiry: How well can your child find and present information about a topic? Below Standard Near Standard Above Standard


Page 2 of 4



California Assessment of Student Performance and Progress

Matthew Martin
CAASPP SCORE REPORT
2018-19 | GRADE 5

Mathematics




Standard Exceeded Level 4 (2579 - 2700)

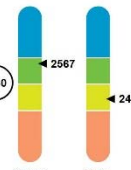
Standard Met Level 3 (2528 - 2578)

Standard Nearly Met Level 2 (2455 - 2527)

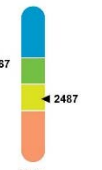
Standard Not Met Level 1 (2219 - 2454)



2530



2567



2487

Matthew's score increased from last year, enough to reach a higher level. See page 4 of this report for Matthew's score history.


Mathematics Area Performance

Concepts & Procedures: How well does your child use mathematical rules and ideas? Below Standard Near Standard Above Standard

Problem Solving and Modeling & Data Analysis: How well can your child show and apply problem-solving skills? Below Standard Near Standard Above Standard

Communicating Reasoning: How well can your child think logically and express thoughts in order to solve a problem? Below Standard Near Standard Above Standard

Page 3 of 4






California Assessment of Student Performance and Progress




Matthew Martin
CAASPP SCORE REPORT
2018-19 | GRADE 5

Score History

English Language Arts/Literacy (ELA) Score History

Grade 3	Grade 4	Grade 5
Your child's score:  2408 Standard Nearly Met	Your child's score:  2467 Standard Nearly Met	Your child's score:  2503 Standard Met
School Average: Not Available State Average: 2415	School Average: Not Available State Average: 2464	School Average: 2559 State Average: 2494

Mathematics Score History

Grade 3	Grade 4	Grade 5
Your child's score:  2408 Standard Nearly Met	Your child's score:  2467 Standard Nearly Met	Your child's score:  2530 Standard Met
School Average: Not Available State Average: 2428	School Average: Not Available State Average: 2468	School Average: 2567 State Average: 2487

Parent/Guardian Resources

Visit the test score website at <https://ca.startingsmarter.org/> to:

- Understand your child's score report
- Check out sample test questions
- Find free resources to support your child's learning

Complete results for schools, districts, or the state are available on the CAASPP results website at <https://caaspp.cde.ca.gov/>.

Page 4 of 4