




# Visual Skills (iBalance)

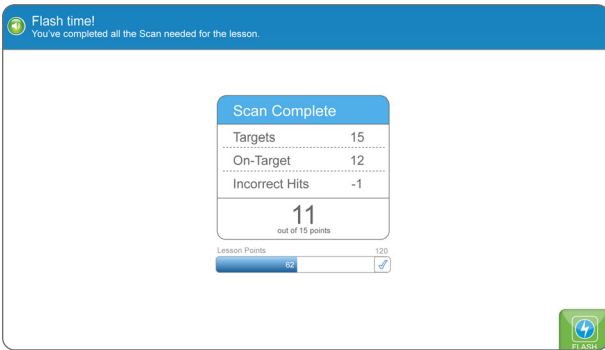
Building Skills for Reading Efficiency

For Developing and Struggling Readers



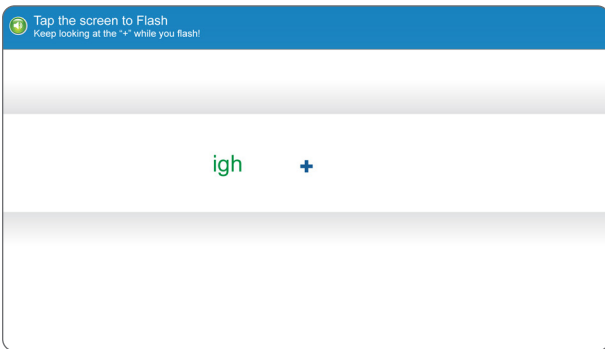
## Scan

During the Scan activity, students inspect strings of circles within a Guided Window to ensure that every string is complete and contains no broken circles. Students are instructed to press the spacebar each time they see a string containing a broken circle. This task effectively simulates the non-linguistic demands of normal reading, promoting optimal oculomotor routines. This task is especially useful for developing and struggling readers who need to acquire more efficient scanning skills.



## Results

Students are provided feedback during the Scan activity, including alerts that indicate they have successfully responded to one of the target open rings. At the completion of the activity, students are presented with a results screen that shows how many targets they encountered, how many they responded to successfully, and how many times they responded incorrectly.



## Flash

During the Flash activity, groups of three letters are presented briefly at varying distances to the right and left from the center of the screen. Students are asked to type the letters that were flashed. The exercise develops the ability to quickly recognize several letters in sequence within a fraction of a second, which is an important aspect of becoming a successful reader.



## Results

Students are provided feedback during the Flash activity to indicate that they have correctly identified and typed the flashed letters. When students have completed their iBalance lesson, (which includes both Scan and Flash), a results screen provides positive reinforcement for good effort. The program shows students their percentage of correct responses as well as any awards earned while completing the lesson.

reading  plus®

www.readingplus.com

800-READ-PLUS