

Foreign Language Department

School Year: _____

Bienvenidos

(Señor)Mr. Jespersen

Spanish _____ Period _____

Students must be prepared everyday for class. Students must be in their assigned seats when the bell rings or they will be marked tardy. Students are expected to follow the school rules of discipline. Students are expected to be respectful to their peers and teachers, stay on task, and not talk during instruction without permission. Students doing homework for another class will have that work taken away. SAUSD Academic Honesty Policy will be strictly enforced at all times. Students who do not abide by the rules will receive a phone call to parents, detention, loss of citizenship points and office referrals for severe or repeated offenses. Citizenship grades will be determined according to the SAUSD citizenship guidelines.

The following materials are required for class everyday:

Notebook with a section for their foreign language class with only college rule lined paper.

Textbook(s)

Writing Utensils: pencil, black or blue pen. **(Pen colors can only be in black or blue ink. All other colors are not allowed and could be taken away from the student unless prior permission is given by the instructor.)**

Highlighter

School Agenda

Students who do not have their required materials will receive detention.

There will be times when additional materials are required for special assignments.

The students will be notified in advance of specific materials.

It is strongly recommended that students have a Bilingual dictionary & Verb conjugation book for use at school and at home.

Homework

Homework will be posted for the week online, <http://www.sausd.us/Page/7975> as well as in class.

Homework is due the day after it is assigned. Homework will include written assignments, reading, and studying. Failure to submit homework on the due date will result in a homework card and the appropriate consequence based on the school policy. Homework can only be turned in on college rule line paper.

Homework submitted on non-college rule paper will not be accepted unless otherwise specified by the instructor in advanced!

If a student is absent, he/she must turn in the homework assigned from the last day they were present in class when they return to class. Students are responsible for making up all assignments during their absence. They have one day for everyday they were absent to turn in assignments. Failure to turn in assignments within the allotted period of time will result in a zero. It is strongly recommended that students get the phone numbers of classmates they can contact during an absence to get the missed assignments.

NO MAKE-UP HOMEWORK WILL BE ALLOWED FOR TRUANT ABSENCES

Make-Up Tests

Students are responsible for making up any quizzes or tests during their absence. They will have one week to make up quizzes or tests. If a student fails to make up a quiz or test in the allotted period of time, they will receive a zero.

If a student fails a quiz/test, he/she will have the opportunity to retake the quiz/test. A student must attend two thirty -minute tutorial sessions before he/she is allowed to make up a test. The retest grade will be for a maximum of 70%. All students who want to retest need to sign up in advance and receive permission from the instructor for the day. **If a student fails to come on the retest day he/she has signed up for, it will result in a loss of 10 class participation points.** Students must take any retest before starting the 2nd week of a new chapter. No retests will be allowed after the 2nd week of starting a new chapter.

No Make-Up Quizzes or Tests for Truant Absences

Grading Policy

Students' academic grades will be based on the accumulation of points earned on homework, class assignments, projects, tests/quizzes, and class participation.

All assignments current and past are posted in the classroom and must be completed satisfactorily and punctually. All quizzes and tests are announced in advanced. The grade will be computed on the following:

Tests-	25%
Quizzes -	20%
Projects -	20%
Oral/Class Participation-	10%
Homework -	10%
Finals -	15%

The following percentage scale will be used to assign grades:

90 – 100 A
80- 89 B
70 – 79 C
60 – 69 D
59 and below F

Please sign below, detached and return it with your son/daughter.

Segersstrom High School

Foreign Language Expectations

We have read the expectations and rules for the foreign language department.

Parent Name (Print)

Phone Number

Parent Signature

Email Address

Student Signature

Student ID#

Period

Page: 3 of 4

Page: 4 of 4

Tutorials
Every Spanish teacher offers tutorial sessions on different days of the week. Although it is preferable that students attend tutorial with their teacher, students may attend tutorial sessions with any of the Spanish teachers when they need assistance.

My E-mail: Martin.Jespersen@SAUSD.US
My School Website: <http://www.sausd.us//Domain/2280>

Important note for Expresate 1,2 & 3 users. The book is now on-line. Holt book on-line: <http://my.hrw.com> & student password

We look forward to working with your son/daughter this year. If you have any questions, please do not hesitate to contact me. You may leave a message at (714) 241-5000 or email Martin.Jespersen@SAUSD.US



Creating a New Parent Account For SAUSD Aeries Parent Portal

Before starting, you will need the following information:

1. Student Permanent ID Number
2. Home Telephone number (as recorded with the school)
3. Verification Code
4. Personal email account

You cannot create an account without **all 4** of these items.

Create a New Account

Open your internet browser and type in https://portal.saused.us/abi_parent
There is also a link for the **Aeries Parent Portal** on your child's school Website.

Click on **Create New Account**



Step 1: Select the Account

- 1 Click Parent button
- 2 Click **Next**



Step 2: Enter Account Information

- 1 Type your email address
- 2 Re-type your email address
- 3 Type a password
- 4 The password needs to be at least 6 characters long
- 5 Re-type this password
- 6 Click **Next**



Step 3: Confirm With Your Email

Do **NOT** click **Next** or **Confirm**



Open your email program in another window, and open the message from donotreply@saused.us. In this message, please click on the **Confirm Current Email Address** link. Next, you will see a verification window. Click on **Click Here** to go to the Aeries Login screen.

Paso 4: Verificación

- 1 Escriba su dirección de correo electrónico
- 2 Escriba la contraseña que creó antes
- 3 Pulse **Log In**



Luego verá la pantalla de verificación estudiantil a continuación.

- 1 Escriba el número de estudiante de su hijo/a, de 6 dígitos
- 2 Escriba su número de teléfono en casa, con los 10 dígitos
- 3 Escriba el Código de verificación
- 4 Pulse **Next**




Paso 5: Verificación de contactos

Verá una lista de contactos de su hijo/a. Pulse el botón junto a su nombre. Pulse **Next**

Paso 6: Para terminar la Registración

Pulse en **Click Here**



Paso 7: Ingresar al sistema

- 1 Escriba su dirección de correo electrónico
- 2 Escriba la contraseña que creó antes
- 3 Pulse **Log In**



Pulse en la pestaña de **Attendance** para ver el expediente de asistencia de su hijo/a.

Nota: Escriba aquí su contraseña _____



Cómo crear una Cuenta para Padres nueva en el Portal para Padres Aeries del Distrito

Antes de comenzar, necesitará la información siguiente:

1. Número estudiantil permanente
2. Número de teléfono en casa (los 10 dígitos, como consta en la escuela)
3. Código de verificación
4. Cuenta personal de correo electrónico

No puede crear una cuenta si no tiene todas estas 4 cosas.

Para crear una cuenta nueva

Abra su navegador de internet y escriba
https://portal.sausd.us/abi_parent
También hay un enlace para el Portal
para Padres Aeries en el sitio de
Internet de la escuela de su hijo/a.

Pulse en **Create New Account**




Paso 1: Seleccione la Cuenta

- 1 Pulse el botón "Parent"
- 2 Pulse **Next**



Paso 2: Escriba los datos de cuenta

- 1 Escriba su correo electrónico
- 2 Repita su correo electrónico
- 3 Escriba una contraseña
La contraseña debe tener
cuando menos 6 caracteres de
longitud
- 4 Repita esta contraseña
- 5 Pulse **Next**



Paso 3: Confirme con su cuenta de correo electrónico

NO pulse **Next** o **Log In**



Abra su programa de correo electrónico en otra ventana, y abra el mensaje proveniente
de donotreply@sauusd.us. En este mensaje, favor de pulsar en el enlace **Confirm Current
Email Address**. Luego, verá una ventana de verificación. Pulse en **Click Here** para
pasar a la pantalla de ingreso a Aeries.


Step 4: Verification

- 1 Enter your email address
- 2 Enter the password you created earlier
- 3 Click **Log In**



You will then see the student verification screen below.

- 1 Enter the 6-digit student ID number
- 2 Enter your 10 digit home telephone number
Example: 7145551234
- 3 Enter the Verification Code
- 4 Click **Next**




Step 5: Contact Verification

You will see a list of your child's contacts. Click the button by your name. Click **Next**

Step 6: Completing Registration

Click on **Click Here**



Step 7: Logging In

- 1 Enter your email address
- 2 Enter the password you created earlier
- 3 Click **Log In**

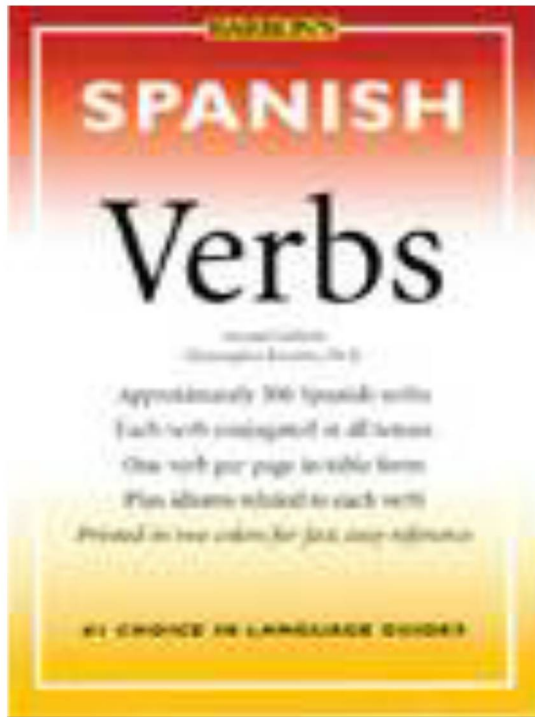


Click on the **Attendance** tab to see your child's attendance record.

Note: Write down your password here _____

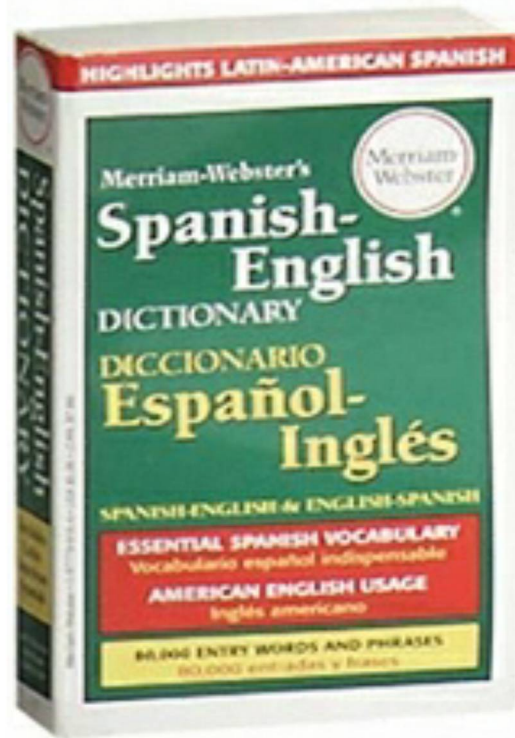
Suggested books to buy for the class and earn extra credit

1



Approx. cost \$7.00

2



Approx cost \$6.50

Do not get this one!
It is over priced at \$17.00



Los números

0	cero	200	doscientos
1	uno	300	trescientos
2	dos	400	cuatrocientos
3	tres	500	quinientos
4	cuatro	600	seiscientos
5	cinco	700	setecientos
6	seis	800	ochocientos
7	siete	900	novecientos
8	ocho	1,000	mil
9	nueve	1,004	mil cuatro
10	diez	1,124	mil ciento veinticuatro
11	once	1,492	mil cuatrocientos noventa y dos
12	doce	2,000	dos mil
13	trece	3,000	tres mil
14	catorce	4,000	cuatro mil
15	quince	5,000	cinco mil
16	dieciséis (or diez y seis)	6,000	seis mil
17	diecisiete (diez y siete)	7,000	siete mil
18	dieciocho (diez y ocho)	8,000	ocho mil
19	diecinueve (diez y nueve)	9,000	nueve mil
20	veinte	10,000	diez mil
21	veintiuno (or can be spelled veinte y uno)	785,026	setecientos ochenta y cinco mil veintiséis
22	veintidós (veinte y dos)	1,000,000	un millón
23	veintitrés (veinte y tres)	2,000,000	dos millones
24	veinticuatro (veinte y cuatro)		
25	veinticinco (veinte y cinco)		
26	veintiséis (veinte y seis)		
27	veintisiete (veinte y siete)		
28	veintiocho (veinte y ocho)		
29	veintinueve (veinte y nueve)		
30	treinta		
31	treinta y uno		
32	treinta y dos		
40	cuarenta		
50	cincuenta		
60	sesenta		
70	setenta		
80	ochenta		
90	noventa		
100	cien (ciento)		
101	ciento uno		
117	ciento diecisiete		
122	ciento veintidós		
148	ciento cuarenta y ocho		

SPANISH CLASSROOM SURVIVAL GUIDE

- * Cómo se dice.....en español? (How do you say..... in Spanish?)
- * Qué significa? (What does.....mean)
- * Qué es.....? (What is.....?)
- * Cómo se deletrea? (How do you spell.....?)

Question Words

¿cómo.....how?
¿cuándo.....when?
¿dónde.....where?
¿cuál.....which?
¿qué.....what?
¿qué página.....which page?
¿cuál libro.....which book?
¿qué palabra..... what word?
¿porqué.....why?
¿cuántas veces.....how many times?
¿cuántas oraciones ...how many sentences?

¿Puedo ir (May I go?)...

al baño?.....to the bathroom
a mi armario?.....to my locker
a la enfermería?.....to the nurse
a la otra clase?.....to the other class
al centro de consejería?.....to the counseling center
a traer mi readmito?.....to get my readmit
a la oficina?.....to the office
a la biblioteca?.....to the library

¿Me podría prestar? (Do you have a..... that I can borrow?...)

un lápiz.....a pencil
una pluma.....a pen
un libro.....a book
una regla.....a ruler
unas tijeras.....the scissors
el líquido de corrección.....the white out
la grapadora.....the stapler
el perforador.....the holepuncher

el diccionario.....the dictionary

¿Me podría dar?(Can I have.....?)

un sujetapapel/clip.....a paper clip

una liga.....a rubberband

un pañuelo.....a tissue(kleenex®)

una curita®.....a bandage(bandaïd®)

¿Puedo.....?(Can I.....?)

tomar agua.....drink some water

sacarle punta a mi lápiz.....sharpen my pencil

tomar el examen/prueba después de escuela.....take the test/quiz after school

HOMEWORK-TAREA

¿Qué es la tarea?.....What is the homework?

¿Que hicimos nosotros ayer?.....What did we do yesterday?

¿Dio usted* un examen/prueba/test/quiz ayer?.....Did you give a test/quiz yesterday?

RESPONSE TO THE TEACHER'S QUESTIONS

¿Dónde está tu tarea? (Where's your homework?)

- ☀ Yo estaba ausente.....I was absent.
- ☀ No hice mi tarea.....I didn't do it.
- ☀ Se me olvidó.....I forgot it.
- ☀ ¿Cuál tarea?.....What homework

¿Entendieron(Entendiste) (Did you understand?)

- ☀ No, Señor.....No, Sir
- ☀ Lo puede repetir una vez?.....Can you repeat it one more time?
- ☀ Puede decirlo lentamente?.....Can you say it slower.

GENERAL STATEMENTS

Yo no comprendo.....I don't understand

Yo no se.....I don't know

Yo no quiero.....I don't want to

Estoy cansado.....I'm tired

Tengo un dolor de cabeza.....I have a headache

De nada.....You're welcome

No hay de qué..... “ “

Salud.....bless you.