


## Resetting Aeries Portal Password

This will work for Student or Parent portal accounts. Start by clicking **Forgot Password?**

### Santa Ana Unified School District



English

**Aeries**  
Student Information System

Email

**NEXT**

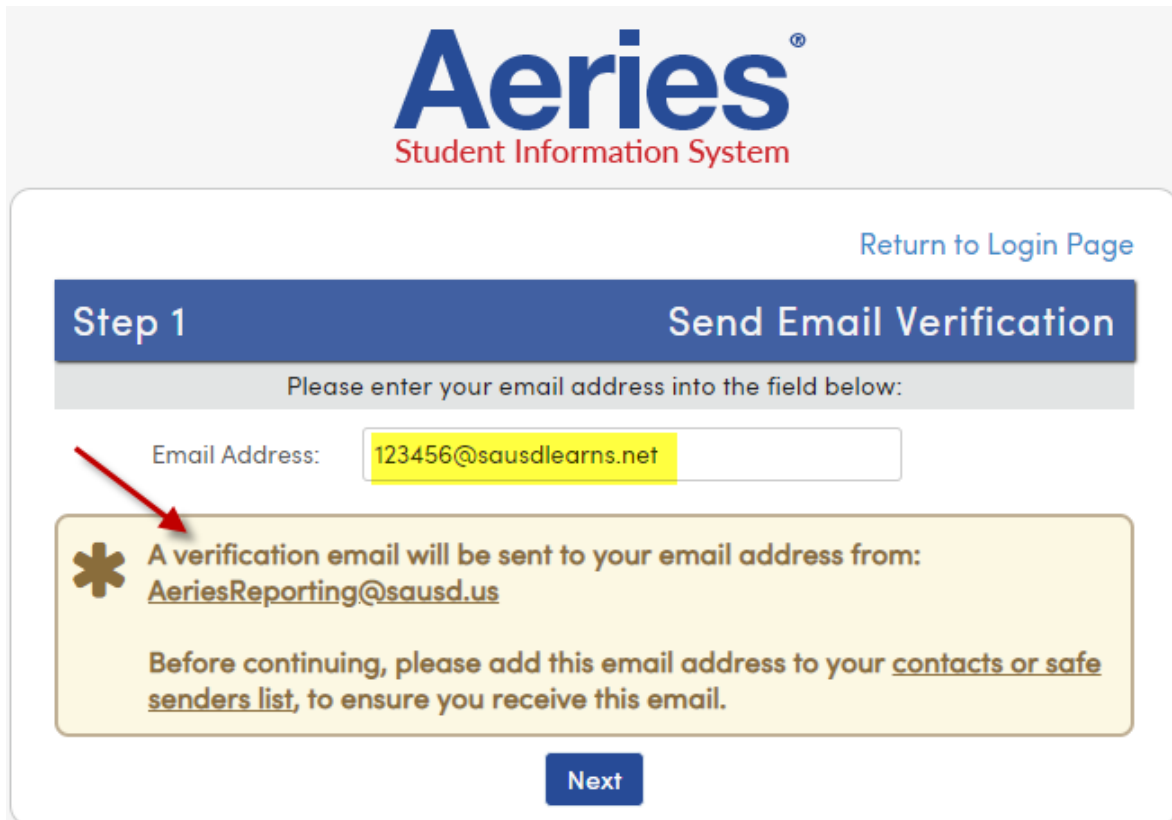
[Forgot Password?](#) [Create New Account](#)

Get the Aeries Mobile Portal App!

Download on the App Store

GET IT ON Google Play

Type in **Email** then **Next**.



**Aeries**  
Student Information System

[Return to Login Page](#)

**Step 1** **Send Email Verification**

Please enter your email address into the field below:

Email Address:

**\*** A verification email will be sent to your email address from:  
[AeriesReporting@sausd.us](mailto:AeriesReporting@sausd.us)

Before continuing, please add this email address to your contacts or safe senders list, to ensure you receive this email.

**Next**

Log into your email. Copy the Email Code. Then [Click Here](#) to go to a web page that will allow you to set a new password.



You have indicated that you have lost the password for your Aeries account. Please click the following link to go to a web page that will allow you to set a new password for your account.

[Click Here](#)

If the link above is not working, copy and paste the following URL into your web browser:

<https://eportal.sausd.us/parentportal/LostPassword.aspx?command=Reset>

The page will then ask you for the following information:

- Email Address: [.....@sausd.us](mailto:.....@sausd.us)
- Email Code: QTBXHB47W76288M7G9P8 

Paste the code into the **Email Code**. Be sure to put in your enter your Email Address. This example is a student email address. The click **Next**.


A screenshot of the Aeries Student Information System. The main heading is "Aeries Student Information System". In the top right corner, there is a link "Return to Login Page". The page is titled "Step 2 Email Verification". A message box with a checkmark icon says: "A verification email has been sent to your email address from: [AeriesReporting@sausd.us](mailto:AeriesReporting@sausd.us). Click the [Click Here](#) link provided in the email or copy and paste the Email Code into the field below". Below this, there are two input fields. The first is labeled "Email Address:" and contains "123456@sausdlearns.net". The second is labeled "Email Code:" and contains "QTBXHB47W76288M7G9P8". At the bottom center is a blue button labeled "Next".

Type in **New Password** then **Next**.

**Aeries**<sup>®</sup>  
Student Information System

[Return to Login Page](#)

Final StepSet New Password

 Thank you for confirming your email address. You may now enter a new password for your account.

New Password:

ReType New Password:


[Next](#)

Click **Next**. Then click **Return to Login Page**.

**Aeries**<sup>®</sup>  
Student Information System

[Return to Login Page](#)

Complete

 Your password has been adjusted. You may now login to Aeries.

[Return to Login Page](#) 