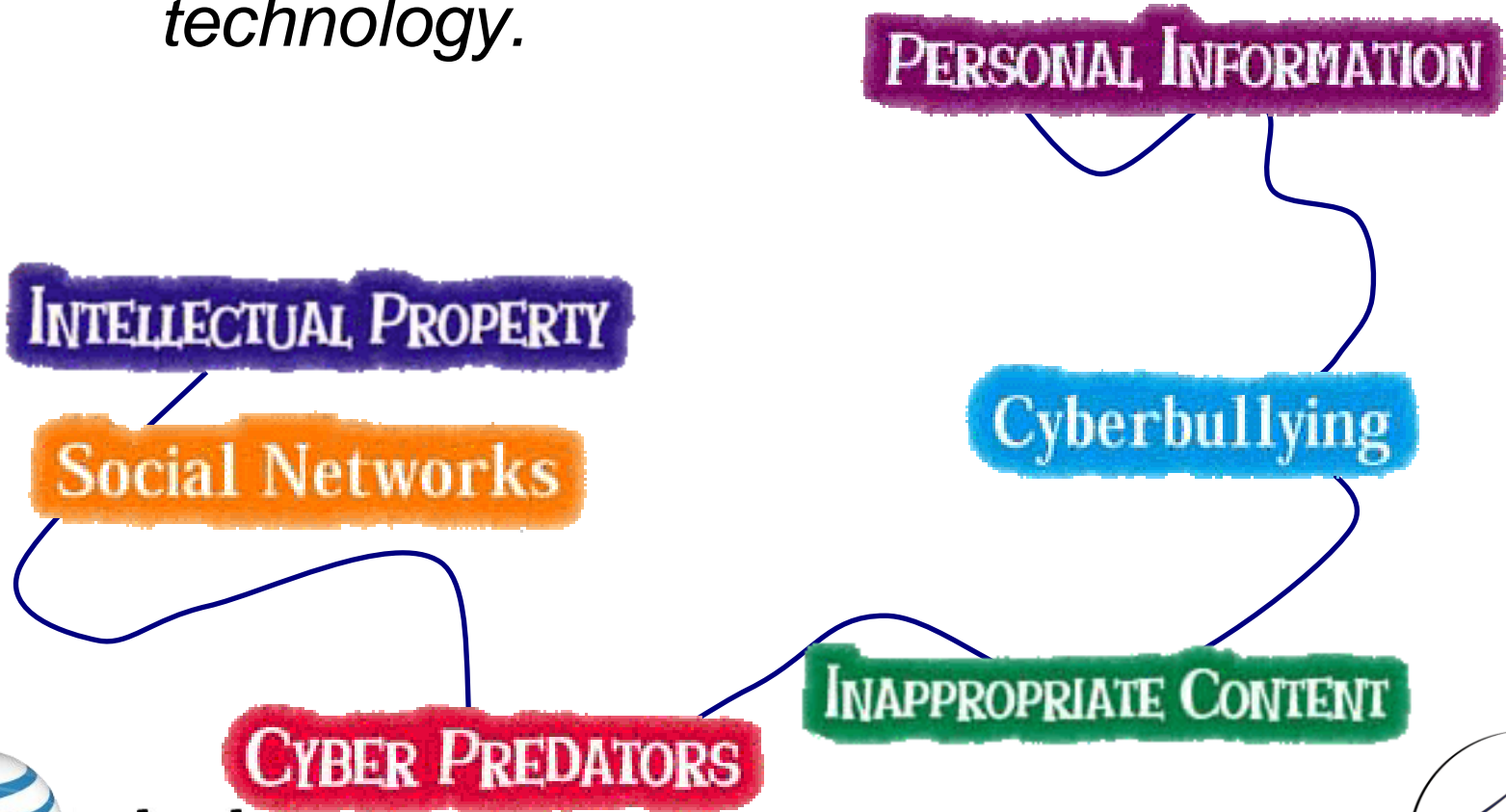




CyberSafety

Strategies to help ensure that our children have a safe, positive experience with technology.





PERSONAL INFORMATION

Personal information identifies you, your location or your financial information.


To-Do:

- Tell your children not to share personal information such as name, age, gender, photo, address, phone number, and Social Security number.





PERSONAL INFORMATION



To-Do:

- Tell your children never to answer any inappropriate online communication.
- Tell your children never to meet in person someone they met online.
- Talk to your children about their online activities.





INTELLECTUAL PROPERTY

Intellectual Property refers to the ownership rights of individuals who create music, games, movies, photos, and writing.

- Illegally downloading or sharing intellectual property without the permission is a crime punishable by law.

To-Do:

- Remind your children not to download, copy, or share music, games, movies, photos without permission of the creator.



at&t





Cyberbullying


Cyberbullying is the use of technology for bullying behavior.

- Tell your children to let you know if they are being bullied online.
- Research shows that bullying will stop when peers or adults get involved.





Cyberbullying



To-Do:

1. Tell your children to never respond to a cyberbully.
2. Save proof of the harassment like e-mail messages, screen shots, etc.
3. If you have a problem with a cyberbully, report it to the web site where the abuse was posted.





Social Networks

Social network sites (such as *MySpace*) use the Internet to share information.

- Social networking sites gather data submitted by members as “profiles” that can be shared online.
- Posting a picture on *MySpace* is like posting it on a public bulletin board that anyone can access and deface.





Social Networks

To-Do:

- Tell your children to never share personal information or anything about their friends.
- Inappropriate postings can be reported to the social networking website and to the police.





INAPPROPRIATE CONTENT

Inappropriate Content is content that is objectionable or harmful.


To-Do:

- Tell your child to tell a teacher or parent if they come across inappropriate content.
- Tell your child to log off immediately if they find inappropriate content.





INAPPROPRIATE CONTENT



Protect Yourself

- Set your preferences for stricter filtering.
- Use available parental control resources.





CYBER PREDATORS


A **Cyber predator** uses the Internet to hunt for victims. They know how to manipulate kids by creating trust and friendship.

- Cyber predators can be sent to prison.
- What children need to look out for is certain types of behavior...such as excessive compliments or questions about whether their parents are nearby.





CYBER PREDATORS



To-Do:

- Remind your children not to share any information about themselves.
- Inappropriate communication can be reported to the CyberTipline.

<http://cybertipline.com>

1-800-843-5678





Online Resources

Online Safety Information

- <http://www.netsmartz.org/netparents.htm>
- <http://www.netsmartz411.org/>
- <http://www.wiredsafety.org/parent.html>

Internet Filtering Software

- <http://www1.k9webprotection.com/> (free)
- <http://kidrocket.org/download.php> (free)
- <http://www.netnanny.com/> (purchase)
- <http://www.cybersitter.com/> (purchase)

