

UNDERSTANDING YOUR STUDENT SCORE REPORT GRADES 4, 6, & 7

English language arts/literacy and Mathematics (Smarter Balanced Assessments)

This guide will explain your child's score report and provide additional resources to help you understand his/her scores. Please speak to your child's teacher(s) if you have more questions.

A message from the State Superintendent, Tom Torlakson

This report shows how your child scored on the California Assessment of Student Performance and Progress (CAASPP) tests for English language arts/literacy and mathematics. These tests are based on California's rigorous academic standards, which are designed to help every student graduate ready for college and a 21st-century career.

If your child took these tests last year, this report also shows his/her scores from last year. You can compare this year's scores and last year's scores as one measure of your child's progress. Please keep in mind that as your child advances to the next grade, the standards are higher.

While tests are just one way to measure your child's progress, the results can help teachers and the school focus on areas in which students need more help. I encourage you to be involved in your child's learning and discuss these results with your child's teacher(s).

1 Your child's name and date of the report

Here you find your child's name and the date of the report.

2 Overall score and progress for English language arts/literacy (ELA) and mathematics

The left side of the score report provides your child's overall score and achievement level by subject for this year. The right side of the score report offers a quick summary of whether he/she met the grade level standards by reaching the Standard Met Level 3 for his/her current grade.

3 Graph of last year's and this year's scores for ELA and mathematics

These two graphs on the left side present your child's score and achievement level for last year (left side column) and this year (right side column). The gray shades on the bar graph represent the four achievement levels, with the darkest gray color representing Standard Not Met to the lightest gray representing Standard Exceeded.

4 Results by area for ELA and mathematics

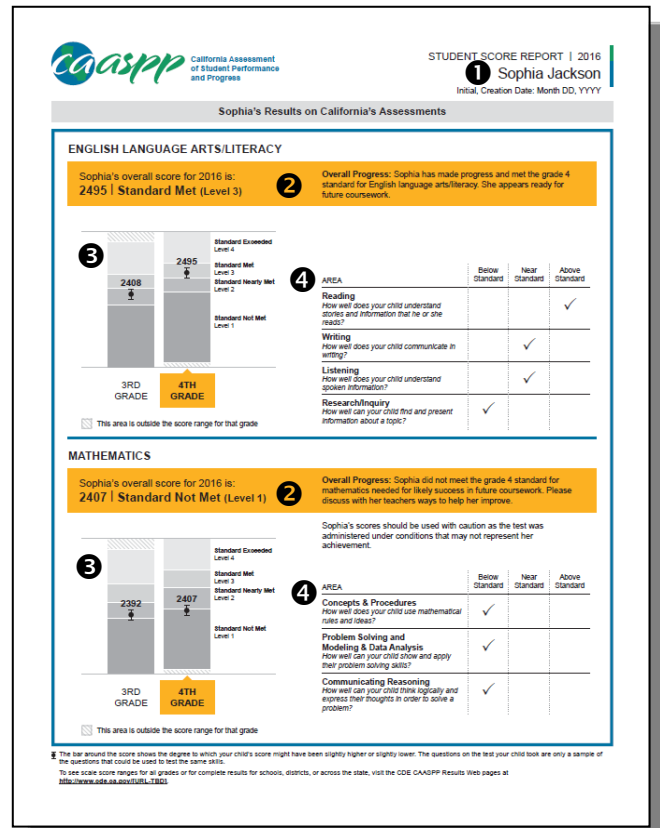
The right side of your child's score report shows your child's achievement for ELA and mathematics areas in a table. Across the top of the table are the achievement levels (From left to right - Below Standard, Near Standard, and Above Standard). The areas for ELA include:

- Reading: *How well does your child understand stories and information that he or she reads?*
- Writing: *How well does your child communicate in writing?*
- Listening: *How well does your child understand spoken information?*
- Research/Inquiry: *How well can your child find and present information about a topic?*

The areas for mathematics include:

- Concepts & Procedures: *How well does your child use mathematical rules and ideas?*
- Problem solving and Modeling & Data Analysis: *How well can your child show and apply their problem solving skills?*
- Communicating Reasoning: *How well can your child think logically and express their thoughts in order to solve a problem?*

These areas are based on the standards, which describe what your child should know and be able to do relative to the overall Standard Met achievement level for his/her grade. These results by area are most useful to identify skills where your child is performing particularly well (Above Standard) or where your child is struggling and needs help to improve (Below Standard). If your child received a "No score," it means he/she did not complete enough questions to receive a score in that area.

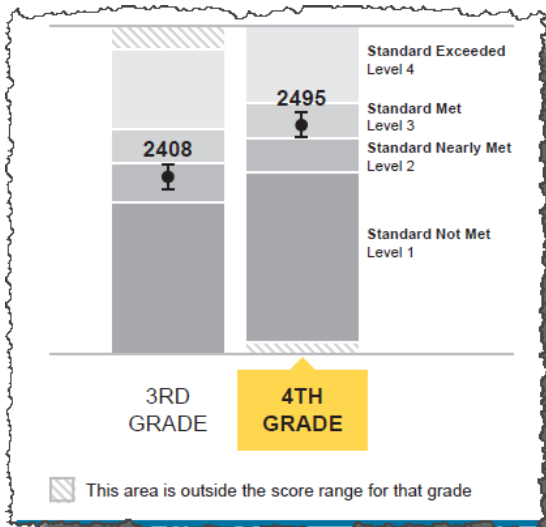


One Measure of Your Child's Progress

These results are one measure of your child's academic performance and provide limited information. Like any important measure of your child's performance, they should be viewed with other available information—such as classroom tests, assignments, and grades—and they can be used to help inform a conversation with your child's teacher about how to progress in English language arts/literacy (ELA) and mathematics.

What is the California Assessment of Student Performance and Progress (CAASPP)?

The CAASPP ELA and mathematics tests reflect California's state-adopted standards, which will help prepare students for college and a career in the 21st-century job market. These tests contain a wider variety of questions than traditional multiple-choice tests and include tasks that require students to explain how they solve problems. The tests allow students to demonstrate analytical writing, critical thinking, and problem solving skills along with their knowledge of facts in ELA and mathematics. California may also develop new assessments in other subjects, including, but not limited to, science, history, and social science, which will be aligned to state-adopted content standards. To learn more about these tests, visit the California Department of Education (CDE) CAASPP System Web page at <http://www.cde.ca.gov/ta/tg/ca/>.

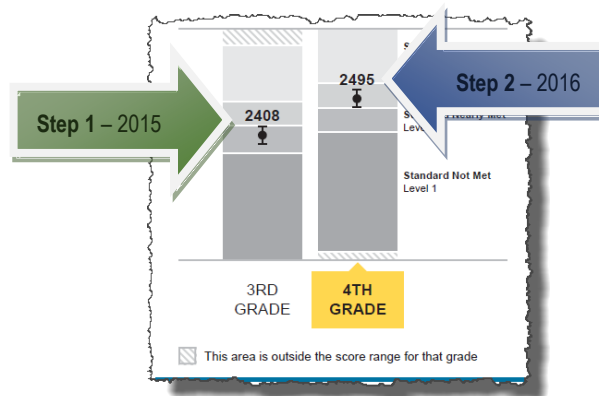


What do my child's scores mean?

To understand your child's performance, consider the achievement level for his/her current grade. There are four achievement levels (i.e., standard exceed [level 4], standard met [level 3], standard nearly met [level 2], and standard not met [level 1]) for each test. Score ranges for each achievement level are different for each grade, and the standards for the next grade are higher than for the previous grade. As a result, an increase in the overall score may not mean a higher achievement level for the current year. If your child took the ELA and mathematics tests in the last year, you can see on the front of his/her report how your child's score and achievement level for 2016 compares to the previous year. Visit the CDE CAASPP System Web page under the Students and Parents tab at <http://www.cde.ca.gov/ta/tg/ca/> for more information and resources intended for parents about the CAASPP System, including a *Parent Guide to the Smarter Balanced Summative Assessments*.

How do I know if my child made progress from last year?

Step 1 – Find your child's achievement level for last year (2015). In this example, the child was in the 3rd grade in 2015 and has an overall score of 2408 as indicated by the round dot, and is in the Standard Nearly Met Level 2.



Step 2 – Find your child's achievement level for this year (2016). In this example, the child is in the 4th grade in 2016 and has an overall score 2495 as indicated by the round dot, and is in the Standard Met Level 3.

This example above shows the child's score and achievement level is in the Standard Met Level 3 for the current grade (2016), which indicates that he/she is making progress.

What resources are available to help me understand my child's score?

A new resource for parents is available at <http://www.testscoreguide.org/ca/> which contains more information about your child's score, the range of scores and achievement levels, and your child's performance.